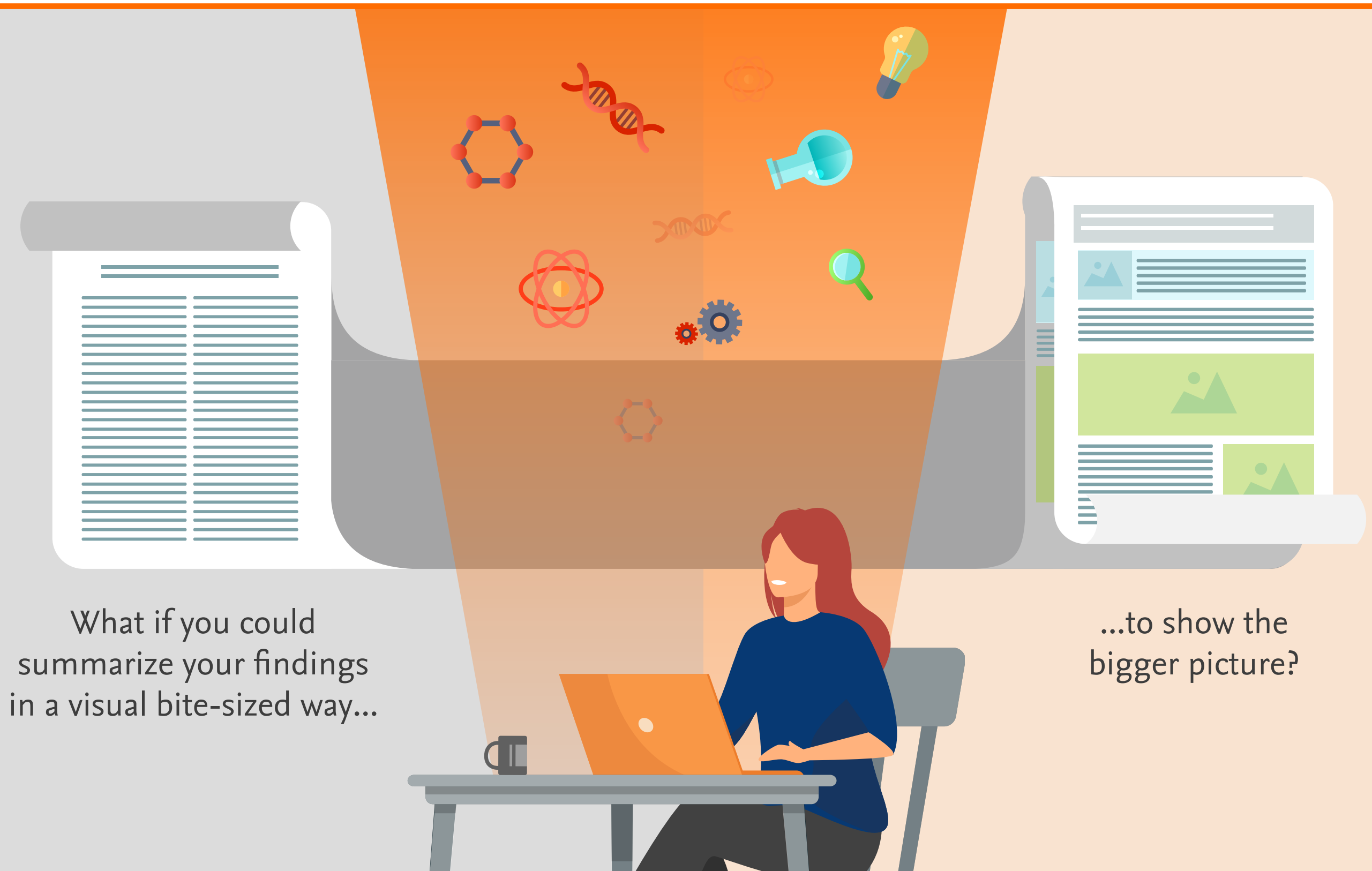



Graphical Reviews: A new way to publish your research!



What if you could
summarize your findings
in a visual bite-sized way...

...to show the
bigger picture?

Graphical Reviews are short, structured articles curated by *Current Research* journals that visually convey key concepts, novel ideas, and wide overviews of your field to a broad scientific audience

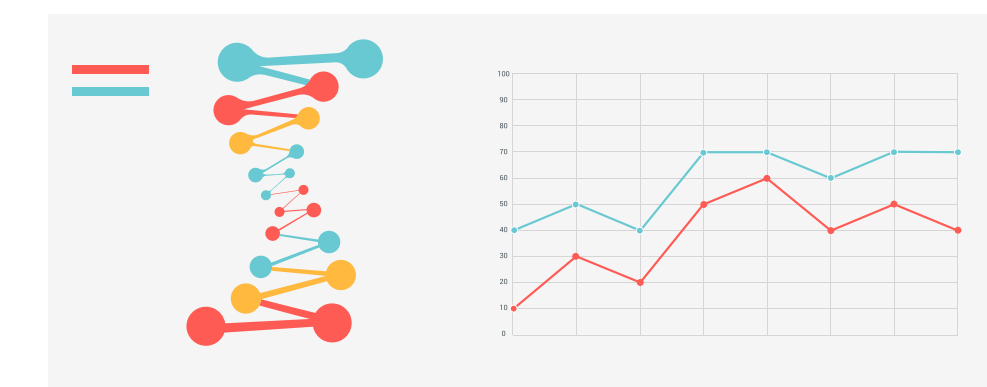
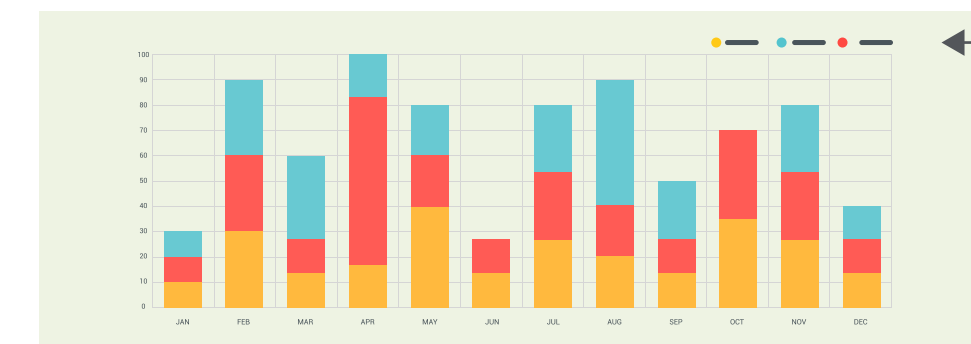
Abstract (250 words)

Text body (2000 words)

The backbone information to link the narrative of the figures

References (25)

Should list the most significant recent advances in the field



Figures and schematics (3–5)

- Creative and self-explanatory
- Can be uploaded in PowerPoint for easy processing

Figure legends

- Concise and brief
- Can contain additional details to support the figure

Graphical Reviews cannot use unpublished data, new hypotheses, formal mathematical models, or meta-analyses

Great
teaching
tool



Can be easily collated
from existing fresh
content like visual
conference lectures



Popular!
High number of
citations and
downloads



No paywall
restricting access,
which means
increased exposure



Publish your work as a **Graphical Review**
in Elsevier's *Current Research* journals!

Excellence paves the way

With the CO+RE suite of journals

